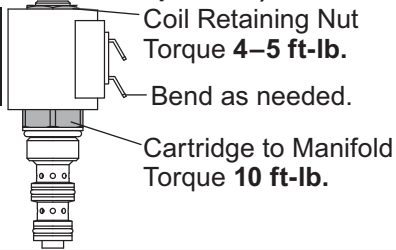


COIL/CARTRIDGE INSTALLATION INSTRUCTIONS

(For All Applications Except Adjustable-Winged
Snowplow, 11-Valve V-Plow and
MUX Straight Blade w/Scrape Lock)

Excessive torque will
damage and affect
performance of cartridge.

Lubricate seals with
recommended hydraulic
fluid before installation.



Lit. No. 44339, Rev. 02

Printed in U.S.A.

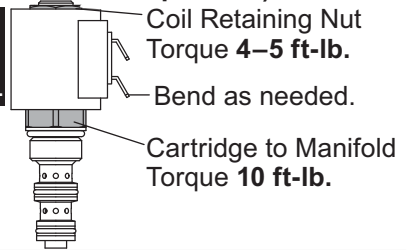
June 1, 2009

COIL/CARTRIDGE INSTALLATION INSTRUCTIONS

(For All Applications Except Adjustable-Winged
Snowplow, 11-Valve V-Plow and
MUX Straight Blade w/Scrape Lock)

Excessive torque will
damage and affect
performance of cartridge.

Lubricate seals with
recommended hydraulic
fluid before installation.



Lit. No. 44339, Rev. 02

Printed in U.S.A.

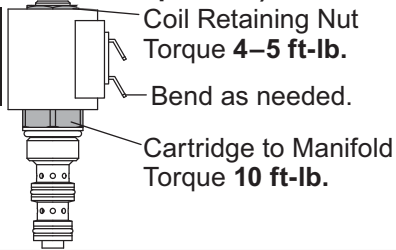
June 1, 2009

COIL/CARTRIDGE INSTALLATION INSTRUCTIONS

(For All Applications Except Adjustable-Winged
Snowplow, 11-Valve V-Plow and
MUX Straight Blade w/Scrape Lock)

Excessive torque will
damage and affect
performance of cartridge.

Lubricate seals with
recommended hydraulic
fluid before installation.



Lit. No. 44339, Rev. 02

Printed in U.S.A.

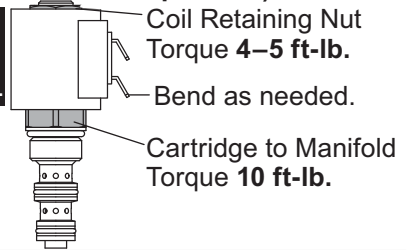
June 1, 2009

COIL/CARTRIDGE INSTALLATION INSTRUCTIONS

(For All Applications Except Adjustable-Winged
Snowplow, 11-Valve V-Plow and
MUX Straight Blade w/Scrape Lock)

Excessive torque will
damage and affect
performance of cartridge.

Lubricate seals with
recommended hydraulic
fluid before installation.



Lit. No. 44339, Rev. 02

Printed in U.S.A.

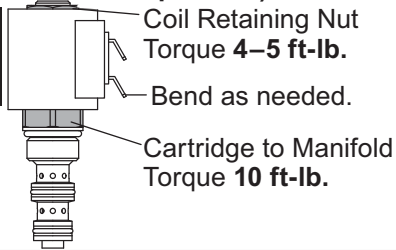
June 1, 2009

COIL/CARTRIDGE INSTALLATION INSTRUCTIONS

(For All Applications Except Adjustable-Winged
Snowplow, 11-Valve V-Plow and
MUX Straight Blade w/Scrape Lock)

Excessive torque will
damage and affect
performance of cartridge.

Lubricate seals with
recommended hydraulic
fluid before installation.



Lit. No. 44339, Rev. 02

Printed in U.S.A.

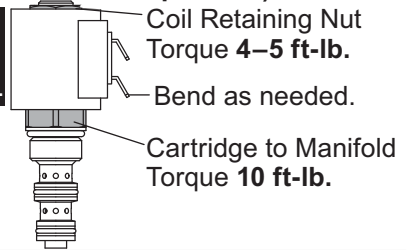
June 1, 2009

COIL/CARTRIDGE INSTALLATION INSTRUCTIONS

(For All Applications Except Adjustable-Winged
Snowplow, 11-Valve V-Plow and
MUX Straight Blade w/Scrape Lock)

Excessive torque will
damage and affect
performance of cartridge.

Lubricate seals with
recommended hydraulic
fluid before installation.



Lit. No. 44339, Rev. 02

Printed in U.S.A.

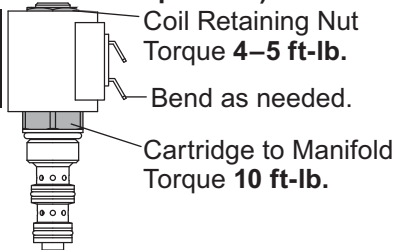
June 1, 2009

COIL/CARTRIDGE INSTALLATION INSTRUCTIONS

(For All Applications Except Adjustable-Winged
Snowplow, 11-Valve V-Plow and
MUX Straight Blade w/Scrape Lock)

Excessive torque will
damage and affect
performance of cartridge.

Lubricate seals with
recommended hydraulic
fluid before installation.



Lit. No. 44339, Rev. 02

Printed in U.S.A.

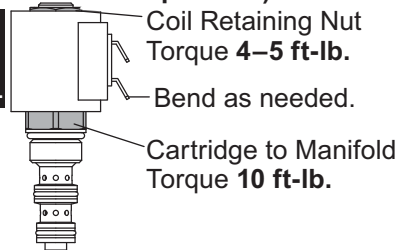
June 1, 2009

COIL/CARTRIDGE INSTALLATION INSTRUCTIONS

(For All Applications Except Adjustable-Winged
Snowplow, 11-Valve V-Plow and
MUX Straight Blade w/Scrape Lock)

Excessive torque will
damage and affect
performance of cartridge.

Lubricate seals with
recommended hydraulic
fluid before installation.



Lit. No. 44339, Rev. 02

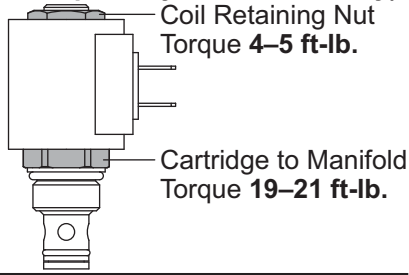
Printed in U.S.A.

June 1, 2009

COIL/CARTRIDGE INSTALLATION INSTRUCTIONS

(For 11-Valve V-Plow, MUX Straight Blade w/Scrape Lock and Adjustable-Winged Snowplow Hydraulic Unit Only)

Excessive torque will damage and affect performance of cartridge.



Lubricate seals with recommended hydraulic fluid before installation.

Lit. No. 44339, Rev. 02

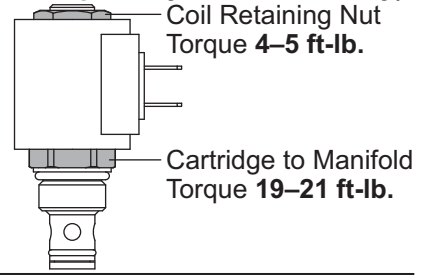
Printed in U.S.A.

June 1, 2009

COIL/CARTRIDGE INSTALLATION INSTRUCTIONS

(For 11-Valve V-Plow, MUX Straight Blade w/Scrape Lock and Adjustable-Winged Snowplow Hydraulic Unit Only)

Excessive torque will damage and affect performance of cartridge.



Lubricate seals with recommended hydraulic fluid before installation.

Lit. No. 44339, Rev. 02

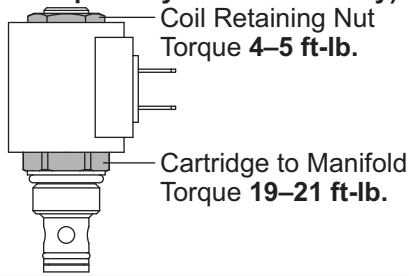
Printed in U.S.A.

June 1, 2009

COIL/CARTRIDGE INSTALLATION INSTRUCTIONS

(For 11-Valve V-Plow, MUX Straight Blade w/Scrape Lock and Adjustable-Winged Snowplow Hydraulic Unit Only)

Excessive torque will damage and affect performance of cartridge.



Lubricate seals with recommended hydraulic fluid before installation.

Lit. No. 44339, Rev. 02

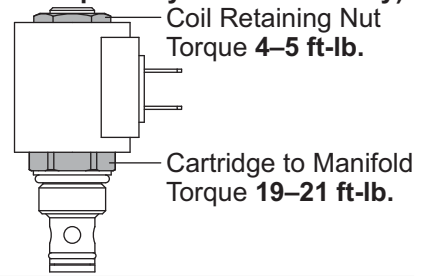
Printed in U.S.A.

June 1, 2009

COIL/CARTRIDGE INSTALLATION INSTRUCTIONS

(For 11-Valve V-Plow, MUX Straight Blade w/Scrape Lock and Adjustable-Winged Snowplow Hydraulic Unit Only)

Excessive torque will damage and affect performance of cartridge.



Lubricate seals with recommended hydraulic fluid before installation.

Lit. No. 44339, Rev. 02

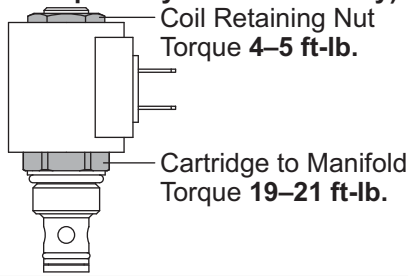
Printed in U.S.A.

June 1, 2009

COIL/CARTRIDGE INSTALLATION INSTRUCTIONS

(For 11-Valve V-Plow, MUX Straight Blade w/Scrape Lock and Adjustable-Winged Snowplow Hydraulic Unit Only)

Excessive torque will damage and affect performance of cartridge.



Lubricate seals with recommended hydraulic fluid before installation.

Lit. No. 44339, Rev. 02

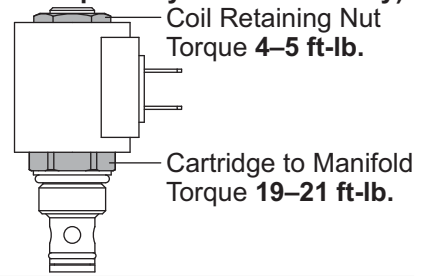
Printed in U.S.A.

June 1, 2009

COIL/CARTRIDGE INSTALLATION INSTRUCTIONS

(For 11-Valve V-Plow, MUX Straight Blade w/Scrape Lock and Adjustable-Winged Snowplow Hydraulic Unit Only)

Excessive torque will damage and affect performance of cartridge.



Lubricate seals with recommended hydraulic fluid before installation.

Lit. No. 44339, Rev. 02

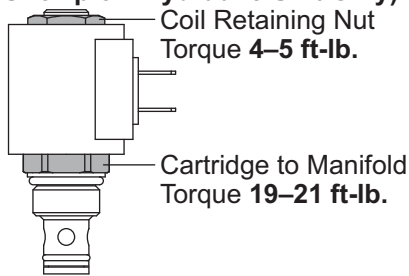
Printed in U.S.A.

June 1, 2009

COIL/CARTRIDGE INSTALLATION INSTRUCTIONS

(For 11-Valve V-Plow, MUX Straight Blade w/Scrape Lock and Adjustable-Winged Snowplow Hydraulic Unit Only)

Excessive torque will damage and affect performance of cartridge.



Lubricate seals with recommended hydraulic fluid before installation.

Lit. No. 44339, Rev. 02

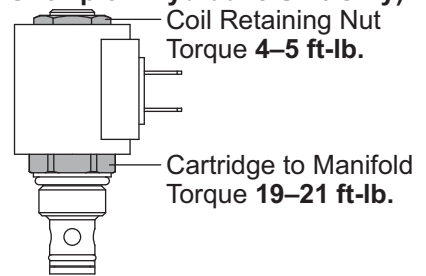
Printed in U.S.A.

June 1, 2009

COIL/CARTRIDGE INSTALLATION INSTRUCTIONS

(For 11-Valve V-Plow, MUX Straight Blade w/Scrape Lock and Adjustable-Winged Snowplow Hydraulic Unit Only)

Excessive torque will damage and affect performance of cartridge.



Lubricate seals with recommended hydraulic fluid before installation.

Lit. No. 44339, Rev. 02

Printed in U.S.A.

June 1, 2009